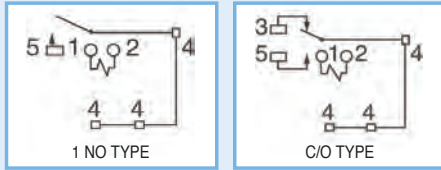
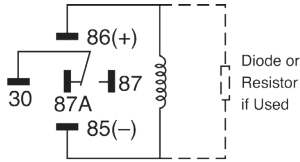



POWER RELAYS



F-Series - Automotive Relays

Description	Code	Coil Voltage
1 C/O 30A Open type	F1/C 12VDC	12VDC
	F1/C 24VDC	24VDC
1 C/O 30A Enclosed type	F1/L 12VDC	12VDC
	F1/L 24VDC	24VDC
1 NO 30A Open type	F2 12VDC	12VDC
	F2 24VDC	24VDC



TRK-Series - Automotive Relays 30A, 80A 1C/O

Description	Code	Coil Voltage
1 C/O 30A	TRK792 12VDC	12VDC
	TRK792 24VDC	24VDC
1 C/O 80A	ALB-80 12VDC	12VDC
	ALB-80 24VDC	24VDC



CGB-1C



JQX-30F

CGB & JQX-30F Series

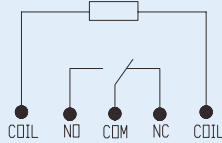
Description	40A 1C/O	20A 2C/O	Coil Voltage
Chassis Mount	-	JQX-30F	12VDC
	-	JQX-30F	24VDC
	CGB-1C	JQX-30F	110VAC
	-	JQX-30F	230VAC



JQX-50F Series

Description	Code	Coil Voltage
1 C/O 30A Chassis Mount Screw Terminals	JQX-50F	12VDC
	JQX-50F	24VDC
	JQX-50F	40VDC
	JQX-50F	110VAC
	JQX-50F	230VAC

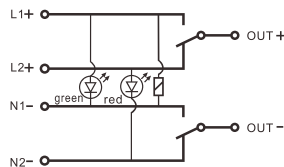
NEW



AS60FN DIN Power Relay

Description	Code	Coil Voltage
1 C/O 60A @250 VAC/30VDC Quick Screw Connection Easy Din Rail Installation	AS60FN-L-230VAC	230VAC
	AS60FN-L-24VDC	24VDC

NEW



AS60FN DIN Power Relay / Change-over

Description	Code	Coil Voltage
2 C/O 120 A @250 VAC/30VDC Din Rail Installation Automatic Switching between Mains and Back Up Power	AS62FA-NL-230VAC	230VAC
	AS62FA-NL-24VDC	24VDC



A1/2

A - Series Relays - For use with fast-on connectors

Type	1 N/O 30A	1 N/C 30A	2 N/O 16A	1 C/O 16A	Coil Voltage	
					AC	DC
RE1	A1/1	-	A1/2	A1/A	12 VAC	12 VDC
	A1/1	-	A1/2	A1/A	24 VAC	24 VDC
	A1/1	-	A1/2	A1/A	110 VAC	-
	A1/1	A1/R	A1/2	A1/A	230 VAC	-