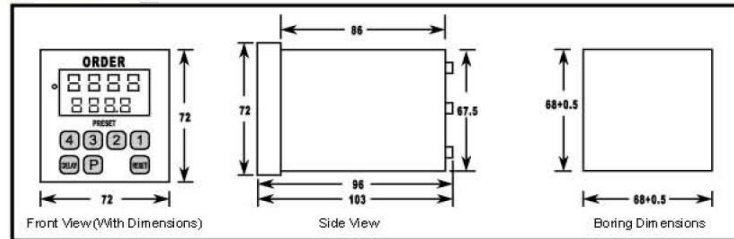


Product SPECIFICATION SHEET

NC-611



Dimensions



Features

Easy to Operate	Each digit has a reset switch, which is the same as a DIP Switch. No complicated input design.
Multiple Operation Modes	Output operation, auto delay reset, instant reset, manual/auto reset
Adjustable Time Output	0.1-999.9 sec., can be input from panel
EEPROM Memory	Uses an IC to memorize counting values and setting values. Memory will 10 years without battery deterioration.
Auto Delete	Uses noMEM terminals to select CVMPF (Counting Values Memorization for Power Failure) or AZAPS (Automatic Zero Adjustment for Power Supply)
Timing Pause	Uses of GATE terminal can stop time count temporarily
Complete Output Terminals	Provide two connections: N. O. and N. C.; and output terminals without connection
Large Seven-section Tube Model Display	Use different colors to separate setting values and counting values. Using a zero countdown, the digits are easy to identify.
Dustproof Structure	One-piece-formed model, membrane panel, without leakage and free from oil and dust.
Count Up/Down Available	Users can use DIP Switch to adjust timing method for counting up/down.

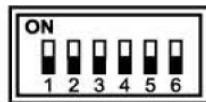
Specifications

Model	NC-611
Sections for Setting	A single-step setting
Counting range	0~999999
Counting Input	Individual input (CP1: addition/CP2: subtraction) CP1 (counting input), CP2 H (addition), CP2 L (subtraction)
Input	Non-connection input: ENCODER, application: proximity switches; L: 0-3V, H: 6-30V Using DIP SW setting to setup Hi+L input (connection closed) or Li+H (connection open)
Counting Speed	Without connection input: 3KHz (fastest), H/L: 170EgS (min) With connection input: 25KHz (fastest), H/L: 20ms (min)
Output	Connection output: from each of the connections (a, b) (AC250V, 3A) Non-Connection output: NPN capacitor output (DC30V, 0.5A)
Output Time	Operation or 0.1-999.9 sec. (setting by panel)
Output Mode	Operation N, R, C (setting by DIP SW)
Reset	External reset, panel button "RESET," an automatic reset by timing operation
Counting Function override protection	When Counting is in process, users can't revise settings and the terminal for receiving input digits will stop.
Counting Pause	When counting is in process, users can't revise settings, and the terminal for receiving input digits will stop.
Button Instructions	Use LED to indicate setting values and delay values With LED indicators for P1, P2, and Time "Delay".
Output instructions	Use LED to indicate panel OUT
Saving Memory	EEPROM can last 10 years. Setting values, counting values, and delay values can be memorized (max. 12V, 50mA)
Power	AC 110V/220V
Operating Temperature	-10°C~+50°C
Operating Humidity	45~85%RH

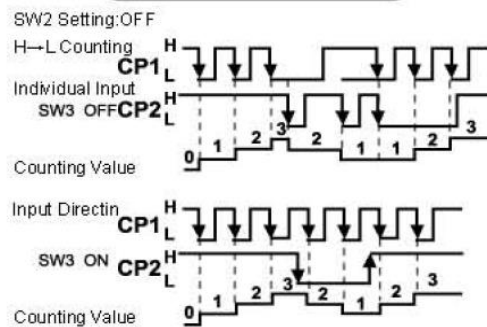
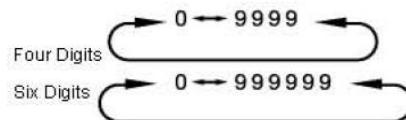
Product SPECIFICATION SHEET

NC-611

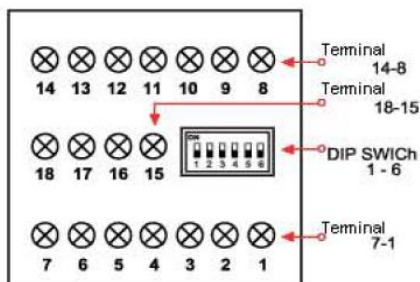
DIP Switch Operation Mode Setting :



SWITCH	Function	OFF	ON
1	Counting Speed	3K CPS	25 CPS
2	Edge Trigger Counting	OFF ON H → L	OFF ON H → L
3	+/-Input	Individual input CP1: addition CP2: subtraction	Direction Input CP1: Pause rise edge CP2: direction
4	Output	Operation	Release Delay
5	Automatic Reset	No	Yes
6	Edge Trigger Counting Reset	Befor Output	After Output



Terminal Connection View


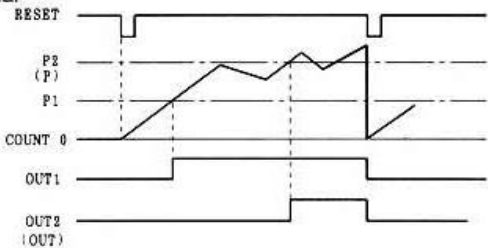
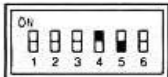
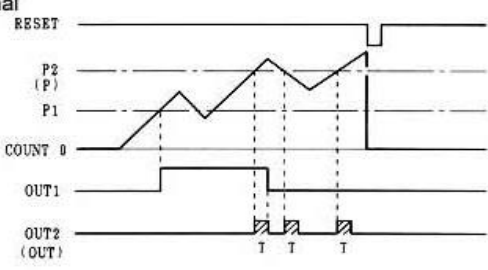
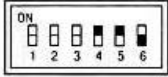
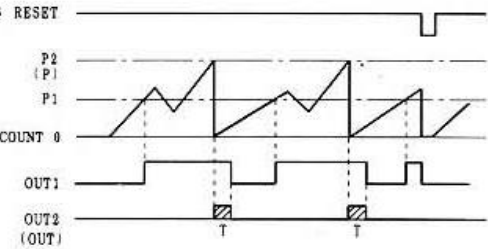
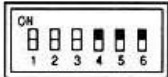
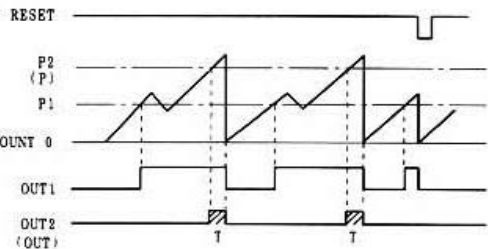


Terminal	Single-step Setting Model (NC-611)
1	AC OV
2	AC 110V
3	AC 220V
4	-
5	N.C.
6	COM
7	N.O.
8	GND
9	RESET Reset input
10	START Start input
11	noMEM Input without memorization
12	-
13	GATE Input
14	DC +12V Power output
15	-
16	-
17	-
18	-

Product SPECIFICATION SHEET

NC-611

Application

Output	Movement
<p>Operation (Movement N) External Reset</p> 	<p>External</p> 
<p>Output Delay Semi-automatic Zero Adjustment External Reset.</p> 	<p>External</p> 
<p>Output Delay Immediate Reset (Movement C)</p> 	<p>External</p> 
<p>Output Delay Auto Reset Delay (Movement R)</p>  <p>When power failure occurs during Module R operation, the digit values will be memorized when OUT2 (OUT) isn't in operation, the timer will be Zero-adjusted automatically next time, and start to count from zero to the setting value again.</p>	<p>External</p> 

BRANCH CONTACT DETAILS

Johannesburg 010 202 3300
Germiston 011 418 9600
Cape Town 021 510 0710
Pinetown 031 700 4215
Riverhorse 031 492 4800

NATIONAL CALL CENTRE

Sales 010 202 3400
Technical 010 202 3500

www.acdc.co.za