



Solid State Relays



A2425 A2441 A1241 D2425 D2441 D1241

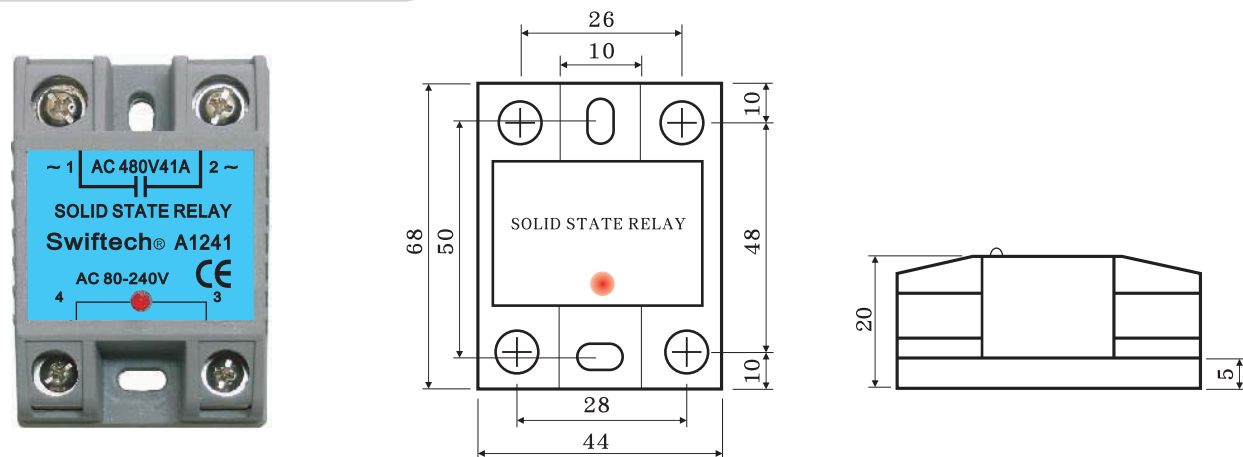


R2425 R2441 R2441A

Features

- Low price, long service life and High efficiency products.
- The uniform size for easy of installation.
- Switch ON-OFF rapidly, multi-purpose and easy to operation.
- Red light lamp easy for movement confirmation.
- Low noise can be isolated outside of the 2500 VRMS.

External dimensions




Specifications

AC - AC			DC - AC				
Model	A2425	A2441	A1241	Model	D2425	D2441	D1241
Load current	25A	41A	41A	Load current	25A	41A	41A
Input	80-240VAC	80-240VAC	80-240VAC	Input	3-32VDC	3-32VDC	12-32VDC
Output	80-240VAC	80-240VAC	80-480VAC	Output	80-240VAC	80-240VAC	80-480VAC

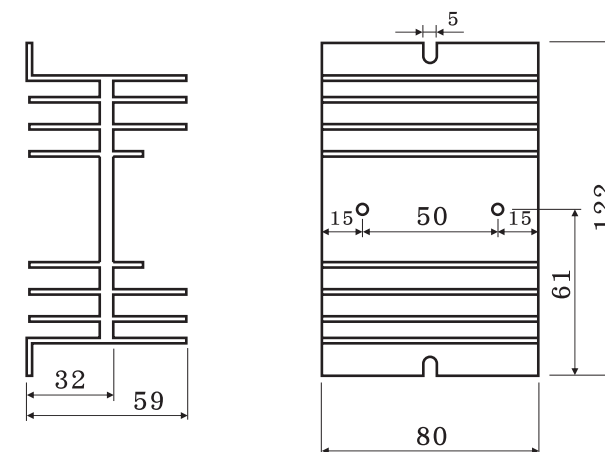
VR - AC			
Model	R2425	R2441	R2441A
Load current	25A	41A	41A
Input	VR100K	VR100K	VR50K
Output	80-240VAC	80-240VAC	80-480VAC

Heatsink

SG-B(A000801)



SG-A(K414-50W)



* 3 Phase Solid State Relays



(*Detailed specifications please contact with the business.)

