


RELAY FLASHER II-PIN PLUG-IN MODULES



OVERVIEW

This module will give you many years of service and is guaranteed for 12 months against faulty workmanship and materials. In addition a full repair service is available through ACDC Dynamics branch.

INSTALLATION

This module should be installed by a competent electrician in accordance with the relevant diagram. Read these instructions carefully to ensure that the correct functions / settings / control voltage are correct prior to switch on.

APPLICATION

- Relay Flash / Pulse Timer

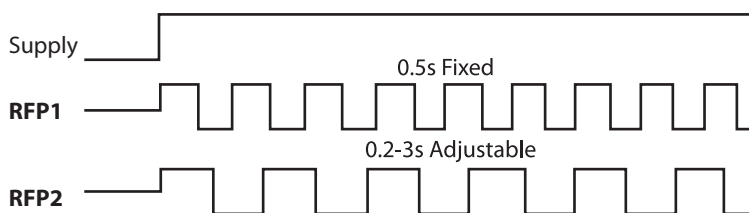
FEATURES

- SPDT relay (10A)
- Failsafe Operation
- Extensive supply voltage ranges
- Time adjustment on calibrated scale
- High repetitive accuracy
- External Timing Potentiometer possible (Pins 5 & 6)
- **RFP1** Flash period equal ON and OFF is fixed at 0.5sec
- **RFP2** Flash period equal ON and OFF is adjustable 0.02 to 3sec by additional front panel control

OPERATION

RFP1: On application of power The relay will operate with equal ON and OFF times of 0.5sec until power is removed.

RFP2: On application of power The relay will operate with equal ON and OFF times adjustable from 0.02 to 3sec until power is removed.



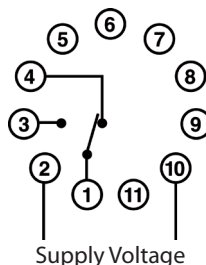
Specifications

Time Ranges (Star)	30sec, 60sec
Range Accuracy	±5%
Repeatability	1%
Scale Accuracy	±5%
Reset Time	350ms
Operating Temperature	-20°C to 70°C
Power Consumption AC	1.5VA
Power Consumption DC	100mA @ 12VDC
Contact Rating SPDT / Inst	10A / 250VAC
Contact Rating DPDT	5A /V 250VAC
For External Potentiometer Use	1MΩ

Supply Voltages Available

AC Supply	Galvanic isolation input transformer 12, 24, 48, 115, 230, 400, 525VAC ±15%
DC Supply	12, 24, 48VDC

Connection Diagram



BRANCH CONTACT DETAILS

Johannesburg:	010 202 3300
Cape Town:	021 510 0710
Pinetown:	031 700 4215
Germiston:	011 418 9600
Riverhorse:	031 492 4800

NATIONAL CALL CENTRE

Sales	010 202 3400
Technical	010 202 3500

www.acdc.co.za