HIGH PERFORMANCE MONOCRYSTALLINE PERC MODULE



T1-SLP-144-535-M/555-M

144 CELL
Mono PERC Module

535-555Wp
Power Output Range

1500VDC
Maximum System Voltage

21.5%
Maximum Efficiency

KEY SALIENT FEATURES

- Global, Tier 1 bankable brand, with independently certified state-of-the-art automated manufacturing
- Industry leading lowest thermal co-efficient of power
- Industry leading 12 years product warranty
- Excellent low irradiance performance
- Excellent PID resistance
- Positive power tolerance of 0~+3%
- Dual stage 100% EL Inspection warranting defect-free product
- Module Imp binning radically reduces string mismatch losses
- Excellent wind load 2400Pa & snow load 5400Pa under certain installation method
- Comprehensive product and system certification
  - IEC61215:2016; IEC61730-1/-2:2016;
  - ISO 9001:2015 Quality Management System
  - ISO 14001:2015 Environmental Management System
  - ISO 45001:2018 Occupational Health and Safety Management System

ISO9001
ISO14001
ISO45001
IEC62941

★ As there are different certification requirements in different markets, please contact your local Risen Energy sales representative for the specific certificates applicable to the products in the region in which the products are to be used.

RISEN ENERGY CO., LTD.

Risen Energy is a leading, global tier 1 manufacturer of high-performance solar photovoltaic products and provider of total business solutions for residential, commercial and utility-scale power generation. The company, founded in 1986, and publicly listed in 2010, compels value generation for its chosen global customers. Techno-commercial innovation, underpinned by consummate quality and support, encircle Risen Energy's total Solar PV business solutions which are among the most powerful and cost-effective in the industry. With local market presence and strong financial bankability status, we are committed, and able, to building strategic, mutually beneficial collaborations with our partners, as together we capitalise on the rising value of green energy.

Tashan Industry Zone, Meilin, Ninghai 315609,Ningbo | PRC
Tel: +86-574-59953239 Fax: +86-574-59953599
E-mail: marketing@risenenergy.com Website: www.risenenergy.com

risen

LINEAR PERFORMANCE WARRANTY

12 year Product Warranty / 25 year Linear Power Warranty

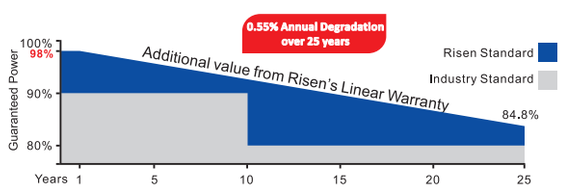

★ Please check the valid version of Limited Product Warranty which is officially released by Risen Energy Co., Ltd

Dimensions of PV Module

Unit: mm

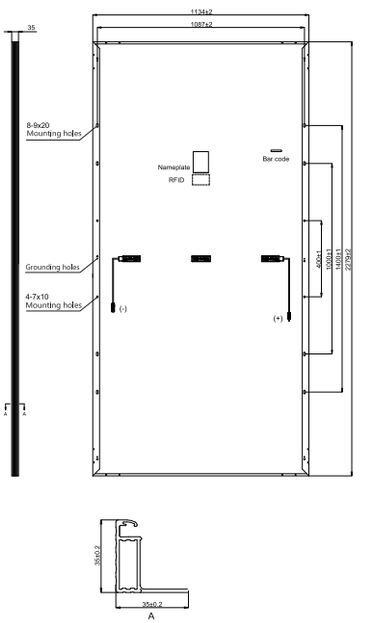

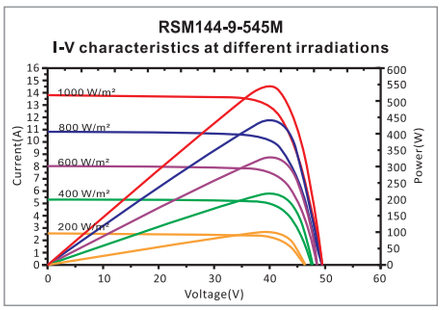

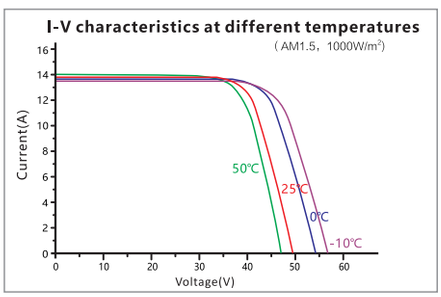

Our Partners:

ELECTRICAL DATA (STC)

Model Number	RSM144-9-535M	RSM144-9-540M	RSM144-9-545M	RSM144-9-550M	RSM144-9-555M
Rated Power in Watts-Pmax(Wp)	**535**	**540**	**545**	**550**	**555**
Open Circuit Voltage-Voc(V)	49.50	49.60	49.70	49.80	49.91
Short Circuit Current-Isc(A)	13.64	13.74	13.84	13.94	14.04
Maximum Power Voltage-Vmpp(V)	41.87	41.99	42.11	42.20	42.29
Maximum Power Current-Impp(A)	12.79	12.87	12.96	13.04	13.13
Module Efficiency (%) ⋆	20.7	20.9	21.1	21.3	21.5

STC: Irradiance 1000 W/m², Cell Temperature 25°C, Air Mass AM1.5 according to EN 60904-3.
⋆ Module Efficiency (%): Round-off to the nearest number

ELECTRICAL DATA (NMOT)

Model Number	RSM144-9-535M	RSM144-9-540M	RSM144-9-545M	RSM144-9-550M	RSM144-9-555M
Maximum Power-Pmax (Wp)	398.5	402.0	405.8	409.4	413.3
Open Circuit Voltage-Voc (V)	46.68	46.77	46.87	46.96	47.07
Short Circuit Current-Isc (A)	11.18	11.27	11.35	11.43	11.51
Maximum Power Voltage-Vmpp (V)	38.70	38.80	38.90	39.00	39.10
Maximum Power Current-Impp (A)	10.30	10.36	10.43	10.50	10.57

NMOT: Irradiance at 800 W/m², Ambient Temperature 20°C, Wind Speed 1 m/s.

MECHANICAL DATA

Solar cells	Monocrystalline
Cell configuration	144 cells (6×12+6×12)
Module dimensions	2279×1134×35mm
Weight	27.8kg
Superstrate	High Transmission, Low Iron, Tempered ARC Glass
Substrate	White Back-sheet
Frame	Anodized Aluminium Alloy type 6005-2T6, Silver Color
J-Box	Potted, IP68, 1500VDC, 3 Schottky bypass diodes
Cables	4.0mm² (12AWG), Positive(+)350mm, Negative(-)230mm (Connector Included)
Connector	Risen Twinsel PV-SY02, IP68

TEMPERATURE & MAXIMUM RATINGS

Nominal Module Operating Temperature (NMOT)	44°C±2°C
Temperature Coefficient of Voc	-0.275%/°C
Temperature Coefficient of Isc	0.045%/°C
Temperature Coefficient of Pmax	-0.35%/°C
Operational Temperature	-40°C~+85°C
Maximum System Voltage	1500VDC
Max Series Fuse Rating	25A
Limiting Reverse Current	25A

PACKAGING CONFIGURATION

	40ft(HQ)	20ft
Number of modules per container	620	155
Number of modules per pallet	31	31
Number of pallets per container	20	5
Packaging box dimensions (LxWxH) in mm	2320×1130×1260	2320×1130×1260
Box gross weight[kg]	930	930

CAUTION: READ SAFETY AND INSTALLATION INSTRUCTIONS BEFORE USING THE PRODUCT.

©2022 Risen Energy. All rights reserved. Contents included in this datasheet are subject to change without notice.
No special undertaking or warranty for the suitability of special purpose or being installed in extraordinary surroundings is granted unless as otherwise specifically committed by manufacturer in contract document.

THE POWER OF RISING VALUE

Harvest the Sunshine

DEEP BLUE 3.0

Mono

550W MBB Half-cell Module
JAM72S30 525-550/MR Series

Introduction

Assembled with 11BB PERC cells, the half-cell configuration of the modules offers the advantages of higher power output, better temperature-dependent performance, reduced shading effect on the energy generation, lower risk of hot spot, as well as enhanced tolerance for mechanical loading.



- Higher output power
- Lower LCOE
- Less shading and lower resistive loss
- Better mechanical loading tolerance

Superior Warranty

- 12-year product warranty
- 25-year linear power output warranty

0.55% Annual Degradation Over 25 years

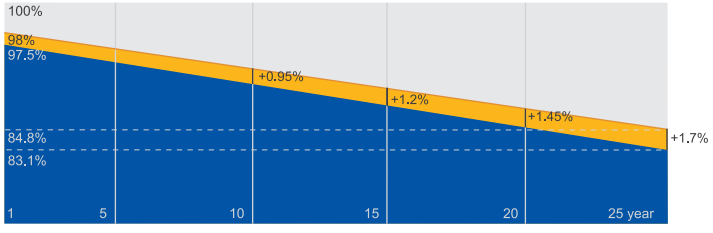

New linear power warranty Standard module linear power warranty

Comprehensive Certificates

- IEC 61215, IEC 61730,UL 61215, UL 61730
- ISO 9001: 2015 Quality management systems
- ISO 14001: 2015 Environmental management systems
- ISO 45001: 2018 Occupational health and safety management systems
- IEC TS 62941: 2016 Terrestrial photovoltaic (PV) modules – Guidelines for increased confidence in PV module design qualification and type approval

JA SOLAR

www.jasolar.com

Specifications subject to technical changes and tests.
JA Solar reserves the right of final interpretation.

JA SOLAR

JAM72S30 525-550/MR Series

MECHANICAL DIAGRAMS

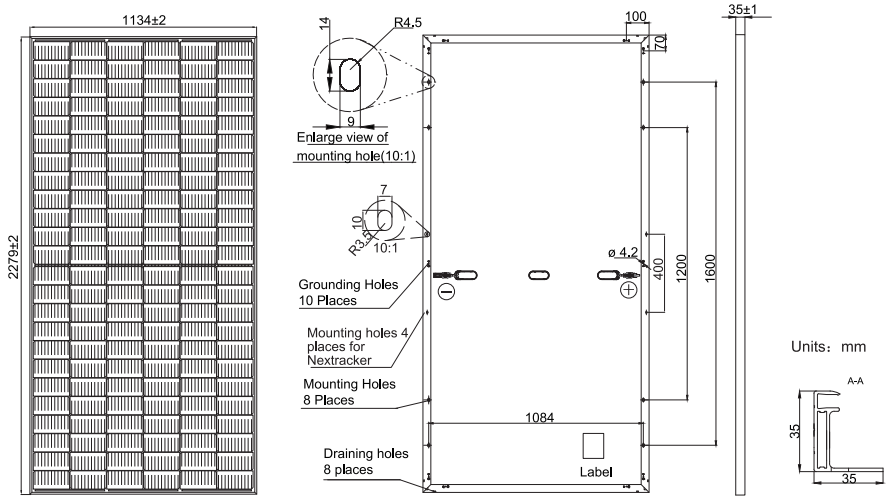

Remark: customized frame color and cable length available upon request

SPECIFICATIONS

Cell	Mono
Weight	28.6kg±3%
Dimensions	2279±2mm×1134±2mm×35±1mm
Cable Cross Section Size	4mm²（IEC），12 AWG(UL)
No. of cells	144(6×24)
Junction Box	IP68, 3 diodes
Connector	QC 4.10(1000V) QC 4.10-35(1500V)
Cable Length (Including Connector)	Portrait: 300mm(+)/400mm(-); Landscape: 1300mm(+)/1300mm(-)
Packaging Configuration	31pcs/Pallet, 620pcs/40ft Container

ELECTRICAL PARAMETERS AT STC

TYPE	JAM72S30 -525/MR	JAM72S30 -530/MR	JAM72S30 -535/MR	JAM72S30 -540/MR	JAM72S30 -545/MR	JAM72S30 -550/MR
Rated Maximum Power(Pmax) [W]	525	530	535	540	545	550
Open Circuit Voltage(Voc) [V]	49.15	49.30	49.45	49.60	49.75	49.90
Maximum Power Voltage(Vmp) [V]	41.15	41.31	41.47	41.64	41.80	41.96
Short Circuit Current(Isc) [A]	13.65	13.72	13.79	13.86	13.93	14.00
Maximum Power Current(Imp) [A]	12.76	12.83	12.90	12.97	13.04	13.11
Module Efficiency [%]	20.3	20.5	20.7	20.9	21.1	21.3
Power Tolerance	0~+5W					
Temperature Coefficient of Isc(α_Isc)	+0.045%°C					
Temperature Coefficient of Voc(β_Voc)	-0.275%/°C					
Temperature Coefficient of Pmax(γ_Pmp)	-0.350%/°C					
STC	Irradiance 1000W/m², cell temperature 25°C, AM1.5G					

Remark: Electrical data in this catalog do not refer to a single module and they are not part of the offer.They only serve for comparison among different module types.

ELECTRICAL PARAMETERS AT NOCT

TYPE	JAM72S30 -525/MR	JAM72S30 -530/MR	JAM72S30 -535/MR	JAM72S30 -540/MR	JAM72S30 -545/MR	JAM72S30 -550/MR
Rated Max Power(Pmax) [W]	397	401	405	408	412	416
Open Circuit Voltage(Voc) [V]	46.05	46.18	46.31	46.43	46.55	46.68
Max Power Voltage(Vmp) [V]	38.36	38.57	38.78	38.99	39.20	39.43
Short Circuit Current(Isc) [A]	10.97	11.01	11.05	11.09	11.13	11.17
Max Power Current(Imp) [A]	10.35	10.39	10.43	10.47	10.51	10.55
NOCT	Irradiance 800W/m², ambient temperature 20°C,wind speed 1m/s, AM1.5G					

*For NexTracker installations, Maximum Static Load, Front is 2000Pa while Maximum Static Load, Back is 2000Pa.

OPERATING CONDITIONS

Maximum System Voltage	1000V/1500V DC
Operating Temperature	-40℃~+85℃
Maximum Series Fuse Rating	25A
Maximum Static Load,Front* Maximum Static Load,Back*	5400Pa(112lb/ft²) 2400Pa(50lb/ft²)
NOCT	45±2℃
Safety Class	Class Ⅱ
Fire Performance	UL Type 1

CHARACTERISTICS

Current-Voltage Curve JAM72S30-540/MR

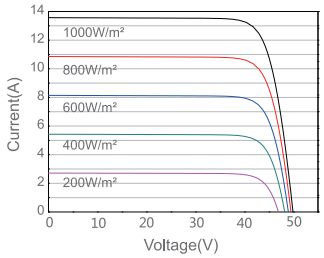

Power-Voltage Curve JAM72S30-540/MR

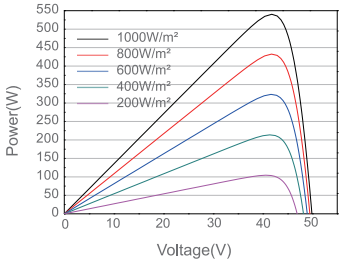

Current-Voltage Curve JAM72S30-540/MR

