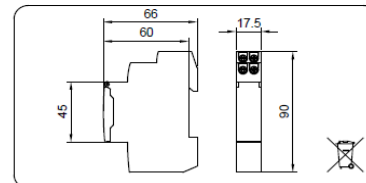
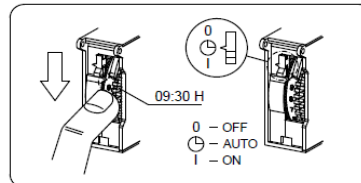
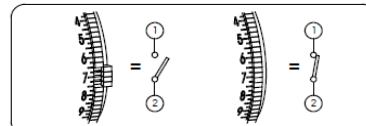
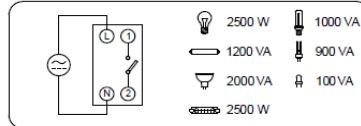
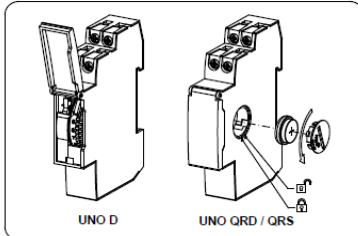


Product SPECIFICATION SHEET

ORBIS[®]
energia intelligence

ACDC
DYNAMICS
www.acdc.co.za

UNO



OPERATING INSTRUCTIONS

DESCRIPTION

UNO time switch controls any electrical installation through daily (D and QRD) or weekly programs (QRS).

INSTALLATION

WARNING: Installation and mounting of electrical devices must be carried out by an authorised fitter.

MOUNTING: Electronic control device, of independent mounting in distribution cabinet provided with symmetric profile of 35 mm. according to EN 60715 standard (DIN Rail).

The device is internally protected against interference by a security circuit. However, some particularly strong magnetic fields may alter its functioning.

Such interference can be avoided by adhering to the following recommendations during installation:

- The device must not be installed near inductive loads (meters, transformers, transformer centres, industrial machinery, etc.)
- A separate power line is recommended (equipped with a network filter if necessary).
- Inductive loads should be equipped with interference suppressors (varistor, RC filter).

If the timer switch is to be used in combination with other devices in an installation, it is necessary to verify that no parasitic disturbances will be caused by the group.

CONNECTION

Connect according to the connections diagram, taking into account that contact 1 – 2 is voltage free.

PROGRAMMING

Move all pins to the right. Move to the left the pins corresponding to the desired connection times, in which contact 1 – 2 will remain closed.

TIME SETTING

Turn the dial in the indicated direction until the index shows the current time.

MANUAL CONTROL

- 3 settings:
- 0 - Permanently OFF (1-2 open).
 - ⌚ - Automatic mode.
 - I - Permanently ON (1-2 closed).

BRANCH CONTACT DETAILS

Johannesburg 010 202 3300
Germiston 011 418 9600
Cape Town 021 510 0710
Pinetown 031 700 4215
Riverhorse 031 492 4800

NATIONAL CALL CENTRE

Sales 010 202 3400
Technical 010 202 3500

www.acdc.co.za

Product SPECIFICATION SHEET

ACDC
DYNAMICS
www.acdc.co.za

ORBIS[®]
energia intelligence

UNO

BATTERY REPLACEMENT

This time switch includes a rechargeable battery in the models with power reserve (QRD/QRS). If it has to be replaced only reference ORBIS 54225 should be used.

⚠ NEVER USE NON-RECHARGEABLE BATTERIES. DISCONNECT THE EQUIPMENT FROM THE MAINS BEFORE REMOVING THE BATTERY LID.

This operation must only be performed by authorised maintenance staff.

Battery replacement is done by removing the rotating lid placed on the right side of the equipment. To open the battery lid, turn counter clockwise with a coin or flat object that fits in its slot until the lid index matches the open position index of the device.

Once the battery is replaced, insert the lid so that the lid index matches the open position index of the device and then turn clockwise until the lid index matches the closed position index of the device.

TECHNICAL SPECIFICATIONS

Rated voltage:	As indicated in the device
Breaking capacity:	16 (4) A / 250 V~
Action type:	1B, 1T, 1U, 1R (D) in accordance with EN60730-2-7 1B, 1T, 1U, 1S (QRD/QRS) in accordance with EN60730-2-7
Own consumption:	≤ 0,5 W
Running accuracy:	±1 sec. / day at 23 °C
Power reserve:	D: no reserve - QRD / QRS: 150 hours
Battery type:	1,2V Type V80H NiMH rechargeable battery ORBIS reference 54225
Dial type:	Daily: 96 pins / Weekly: 84 pins
Minimum manoeuvre time:	Daily: 15 minutes / Weekly: 2 hours
Manoeuvre accuracy:	Daily dial: ± 5 minutes / Weekly dial: ± 30 minutes
Operating temperature:	-10 °C to +45 °C
Transport and storage temperature:	-20 °C to +60 °C
Protection type:	IP 20 in accordance with EN 60529
Protection class:	II under correct mounting conditions
Pollution situation:	2
Connection:	With screw terminal for section conductors max. 4mm ²
Cover:	Sealable

BRANCH CONTACT DETAILS

Johannesburg	010 202 3300
Germiston	011 418 9600
Cape Town	021 510 0710
Pinetown	031 700 4215
Riverhorse	031 492 4800

NATIONAL CALL CENTRE

Sales	010 202 3400
Technical	010 202 3500

www.acdc.co.za