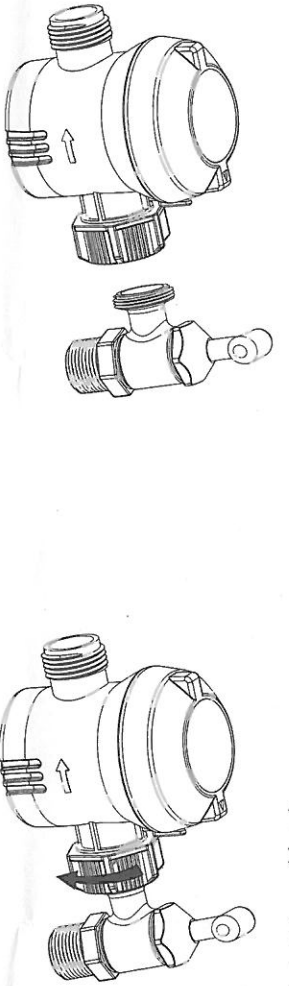


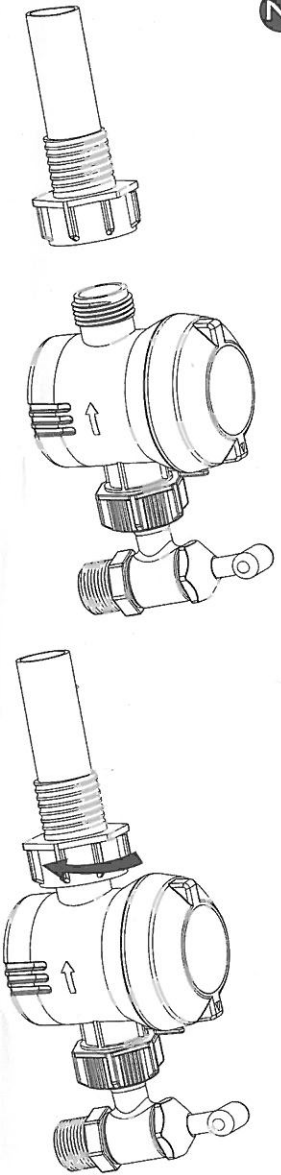
1



MM-1000

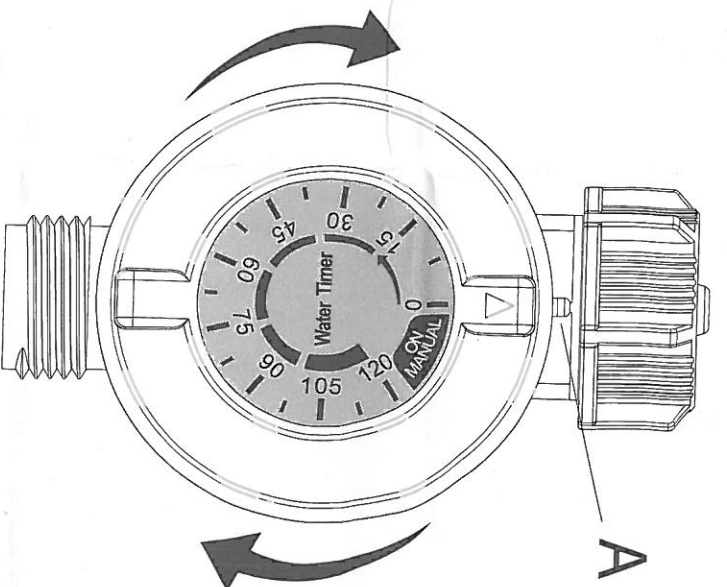
1. Connect the water timer to the faucet.

2



2. Connect the sprinkler inlet to the water timer outlet.

3



### 3. Setting

- 3.1 Make sure the timer is turned off and is set at 0 scale.
- 3.2 Turn the panel clockwise to the desired scale, the timer will turn off automatically after the setting time.
- 3.3 Turn the panel counterclockwise, the timer will work all the time until it is turned off manually.

### Specifications:

- 1. Min./Max. Operating Pressure: 15 psi/120 psi(0.83MPa)
- 2. Min Flow Rate: 20 l/h
- 3. Flow Medium: Clean fresh water
- 4. Timer Precision: 120±6
- 5. Water Temperature: 5°C~40°C
- 6. Watering Duration: 15,30,45,60,75,90,105,120 Minutes.  
(Every scale is 7.5 Min.)
- 7. Store Temperature: -5°C~55°C